

SPECIFICATIONS

Features

- 100% Solid brass construction, extended durability for years of worry free service.
- Integral stops: Shut off water supply at the valve for quick and easy repairs.
- Adjustable temperature limit stop: Allow user to control the maximum hot water temperature to prevent scalding.
- Balance spool design: Distinctive and durable design is impervious to hard water and chemicals.
- Ceramic diverter cartridge for smooth action and no drips.
- Fully serviceable from the front.
- With mud ground for easy installation.
- 1/2 NPT Male Thread.


Codes and standards

- cUPC(ASME A112.18.1/CSA B125.1)

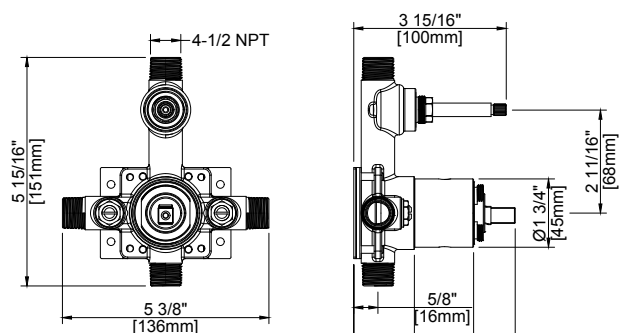
Warranty

- Limited Lifetime Faucet Warranty against material and manufacturing defects for residential use.
- 2 Year Limited Warranty on all industrial, commercial and business applications.

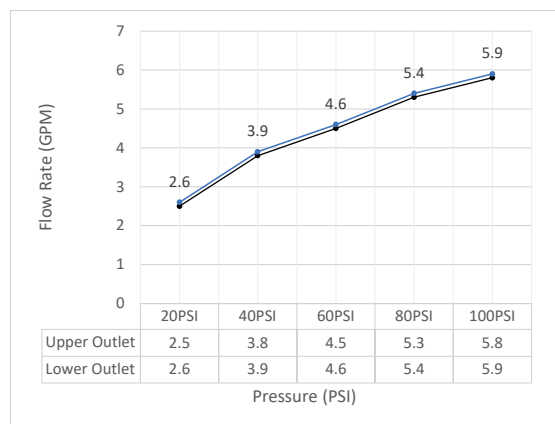
2 way Pressure balance shower valve Model: PBV42201



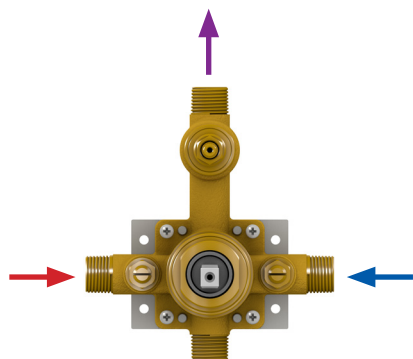
Technical Diagram:



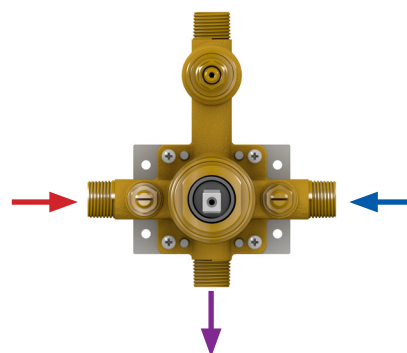
Flow Rate:



Water Diversion Diagram:



Diverter Position=1



Diverter Position=2